

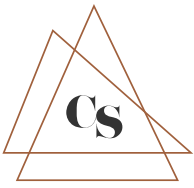
# CLARITA SMIT

— hair, make-up & lash extensions —



## VOLUME TRAINING

cell: 076 678 3946 | email: [info@claritasmit.co.za](mailto:info@claritasmit.co.za) | web: [www.claritasmit.co.za](http://www.claritasmit.co.za)



# CLARITA SMIT

hair, make-up & lash extensions

---

## CLARITA SMIT VOLUME TRAINING COURSE

Welcome to all eyelash technicians who are looking to enhance their lashing skills. Clarita Smit will show/teach you how to structure your work and style to further your lash artistry.

Volume course is ideal for eyelash technicians who want to learn the latest in the world of lash extensions. With volume technique we use thinner extensions to create fullness that classic eyelash extensions sometimes can't give to your client.

### COURSE CONTAINS:

Theory

What is 2D, 3D, 4D, 6D volume lashes

Lash pick up & tricks

Advanced volume application and blending the volume fluffs

How to cure the lash extensions

Aftercare essentials

How to fill volume lashes

This course is intensive with advanced techniques. We require that all students must have completed a basic/foundations of training (classical lash extensions) at least one year. And be competent in applying classic individual eyelash extensions.

When applying for this course, the student must provide proof of previous courses details (certificates)


## **COST R6000**

(This includes a standard volume lash kit certificate)

Please note a 50% deposit will be required to secure your spot.

Banking details: Clarita Smit | FNB Cheque: 62455187271 | Branch code: 250655

Please email proof of payment to [info@claritasmit.co.za](mailto:info@claritasmit.co.za)



# CLARITA SMIT

hair, make-up & lash extensions

---

*PLEASE FILL IN THIS FORM AND EMAIL BACK TO ME.*

NAME & SURNAME:

---

SALON/BUSINESS NAME:

---

PHYSICAL ADDRESS:

---

---

TELEPHONE /CELL NUMBER:

---

EMAIL:

---

FOR CERTIFICATION PURPOSES, PLEASE STATE YOUR ID NUMBER PLUS NAME AND SURNAME TO APPEAR:

---

DATE OF COURSE:

---


NAME OF COURSE:

---

DEPOSIT PAID:

---

---



# CLARITA SMIT

hair, make-up & lash extensions

---

## TERMS AND CONDITIONS

Students will need to do case studies (before and after photos) of their work which will need to be sent through to Clarita Smit for evaluation. Case studies can be emailed to [info@claritasmit.co.za](mailto:info@claritasmit.co.za)

Student work will be discussed on the last day of training and a Clarita Smit Certificate issued at the discretion of Clarita Smit. If necessary further training will be given to students who require additional instruction in order to pass the course.

Please note: this is a Clarita Smit Eyelash Extensions Course. I will teach you the way I do eyelash extensions, with all my research and product knowledge. The product I use in my training is of an exceptionally high standard and one in which I firmly believe in and have the right to give training in. This course has also been CPD approved by SAAHSP.

## CANCELLATIONS AND REFUNDS

If you wish to cancel your course you will need to provide notice no less than 14 days before your course start date, your deposit will not be refundable.

Cancellations must be received in writing at Clarita Smit Lash School / Durbanville, or by email to [info@claritasmit.co.za](mailto:info@claritasmit.co.za). Please supply details including name, address and booking details.

Clarita Smit reserves the right to alter course dates and venues without notice. In the event of a cancellation where alternative dates cannot be provided in respect of the course a full refund will be offered. Clarita Smit Lashes will not be held liable for any other costs incurred for travel, accommodation or any other expenses.

MODEL: you will need to supply a model for each section of the course. Time will be discussed. If you cannot supply your own model please let me know a week in advance so that I can try and find a model for you. However I can not guarantee that I will be able to supply you with a model for your training.

Signed at: \_\_\_\_\_

On this day: \_\_\_\_\_

Student signature: \_\_\_\_\_

